

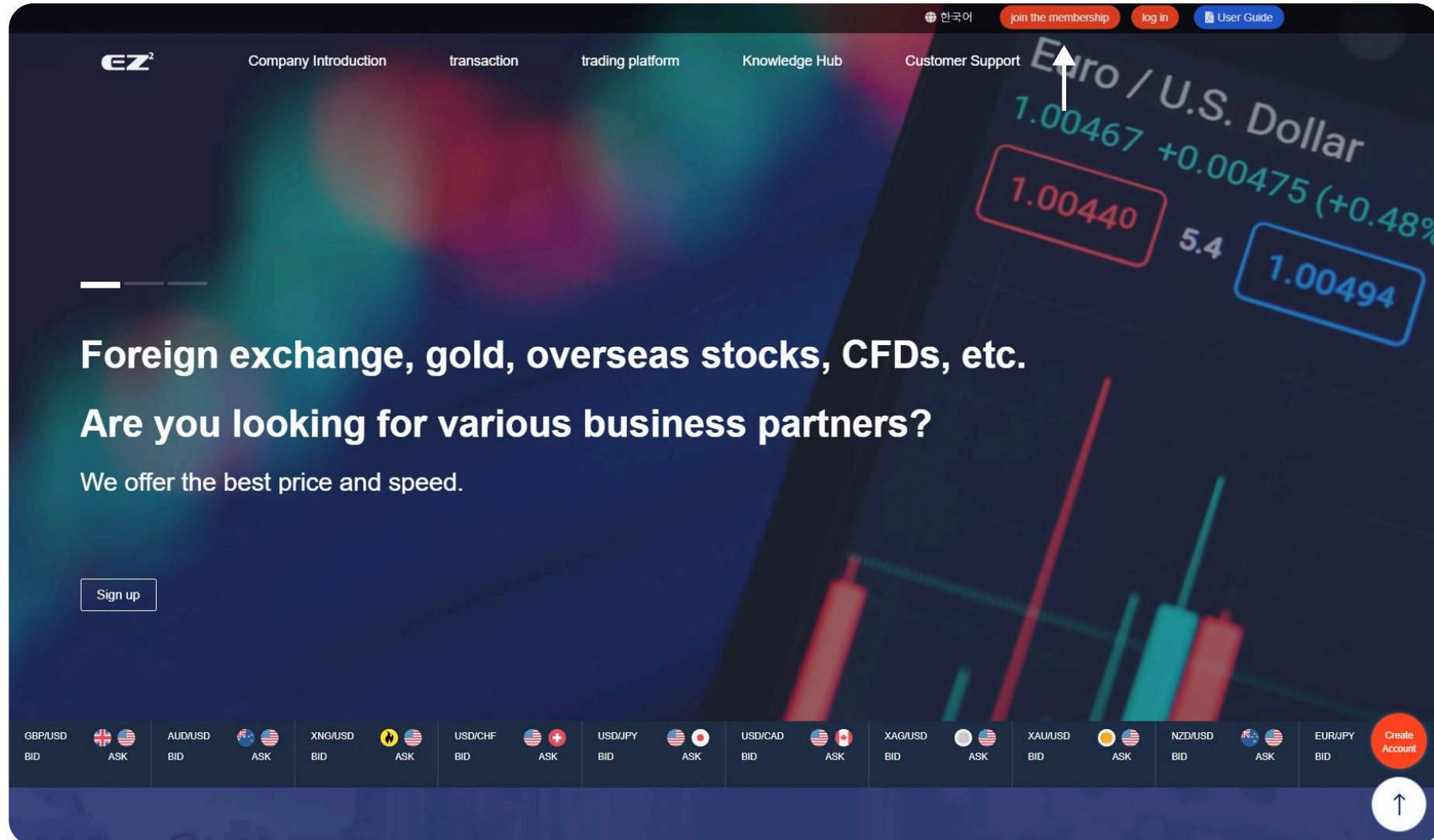


User Manual Guide

Registration And Usage Instructions

1. Sign Up

- Click the [Join the membership] button on the landing page.



1. Sign Up

- Fill in all required fields, then click the [Complete] button.

CREATE ACCOUNT ✕

password * verify password *

The password must be 6 to 20 characters long and must include letters, numbers, and special characters; it cannot contain spaces or emoticons.

address

Full address (English)* City (English)* Zip Code

Promotion code

Do you have a promotion code?

yes

no

Trading knowledge and experience

Do you have a good understanding of financial markets and realize that trading OTC products on margin entails a high level of risk?

yes

Customer acknowledgment regarding business terms for margin customers

By checking this checkbox, I confirm that I have read and understood all of these Terms and the documentation incorporated by reference (Performance Policy, Risk Warnings, Privacy Policy, and Rate Schedule) and accept all conditions set forth therein. By continuing to use the website and system, I accept all future versions of the Terms of Service and documentation incorporated by reference.

Furthermore, I indicate that I am 21 years of age or older and that the information I have provided regarding this account application is true and accurate. I also express that I will notify EZ SQUARE TECH LLC. in writing of any material changes to this application. I confirm that I will not violate any regulations of this country in the course of conducting transactions with EZ SQUARE TECH LLC. EZ SQUARE TECH LLC. reserves the right, but is not obligated, to verify the accuracy of the information provided and to contact any banks, institutions, or other banks referenced in this application if deemed necessary.

By checking this checkbox, I accept the above declaration.

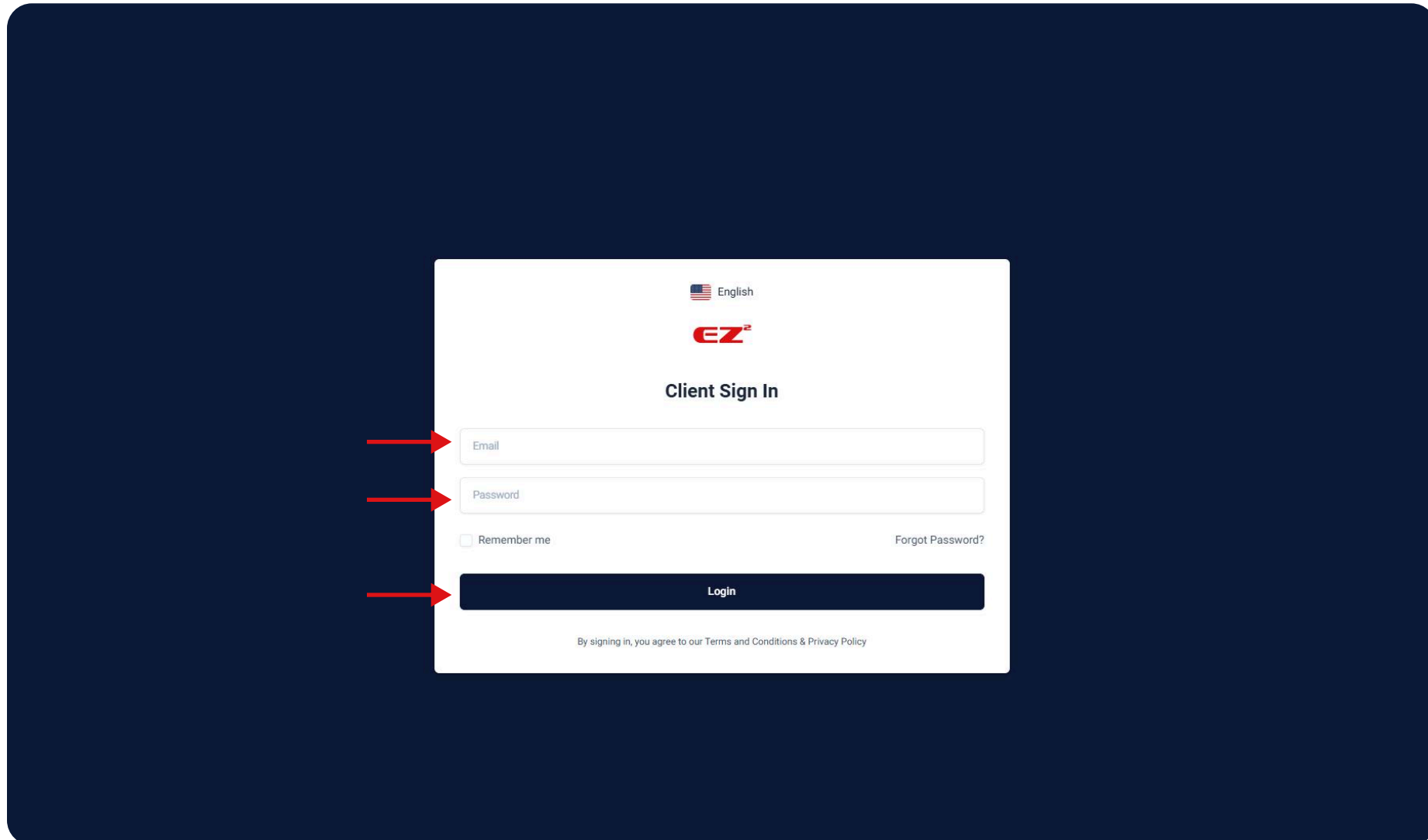
I agree to the above terms and conditions.

USD/CAD
BID

Create Account

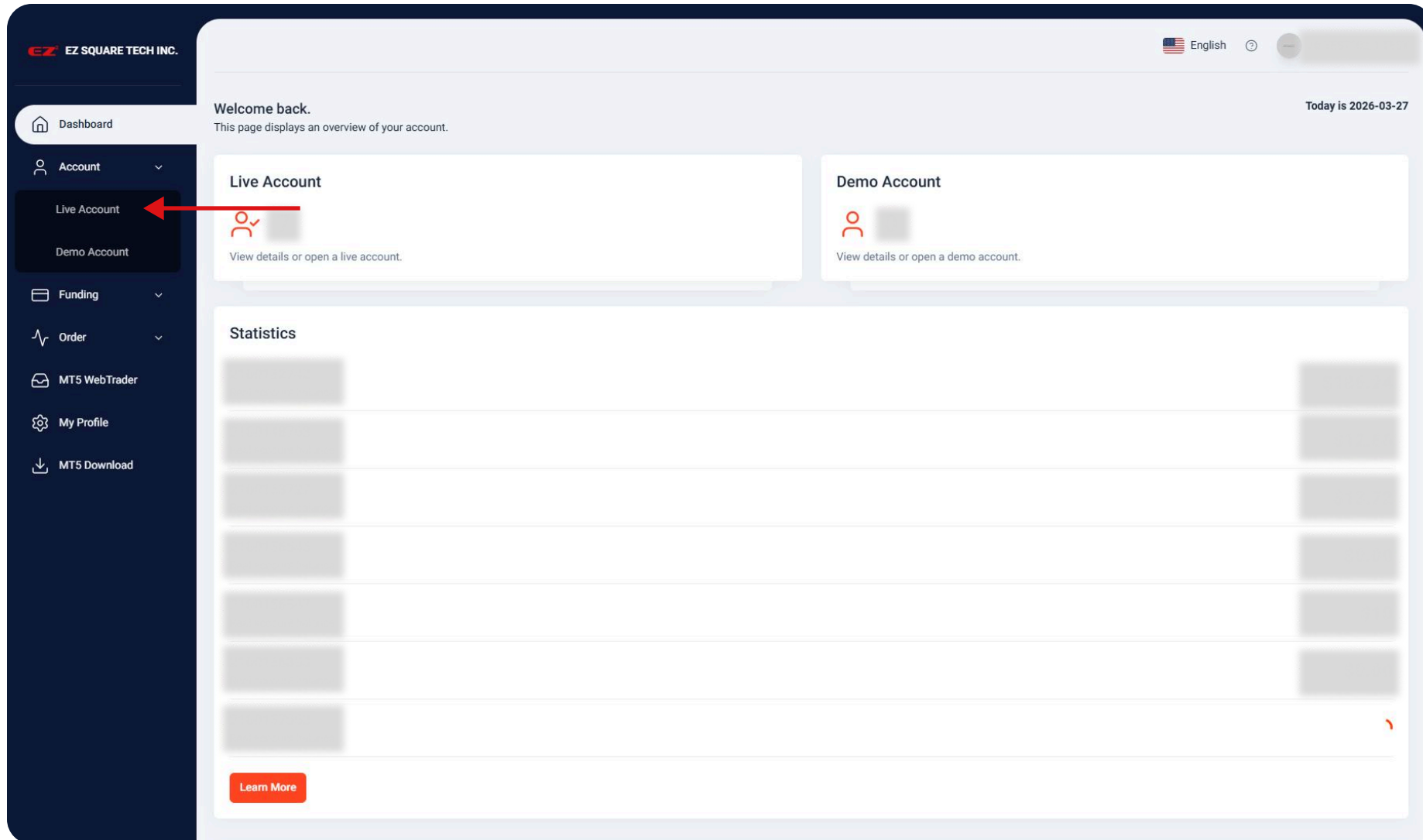
2. Login

- Return to the login page, enter your registered email and password, then click the [Login] button.



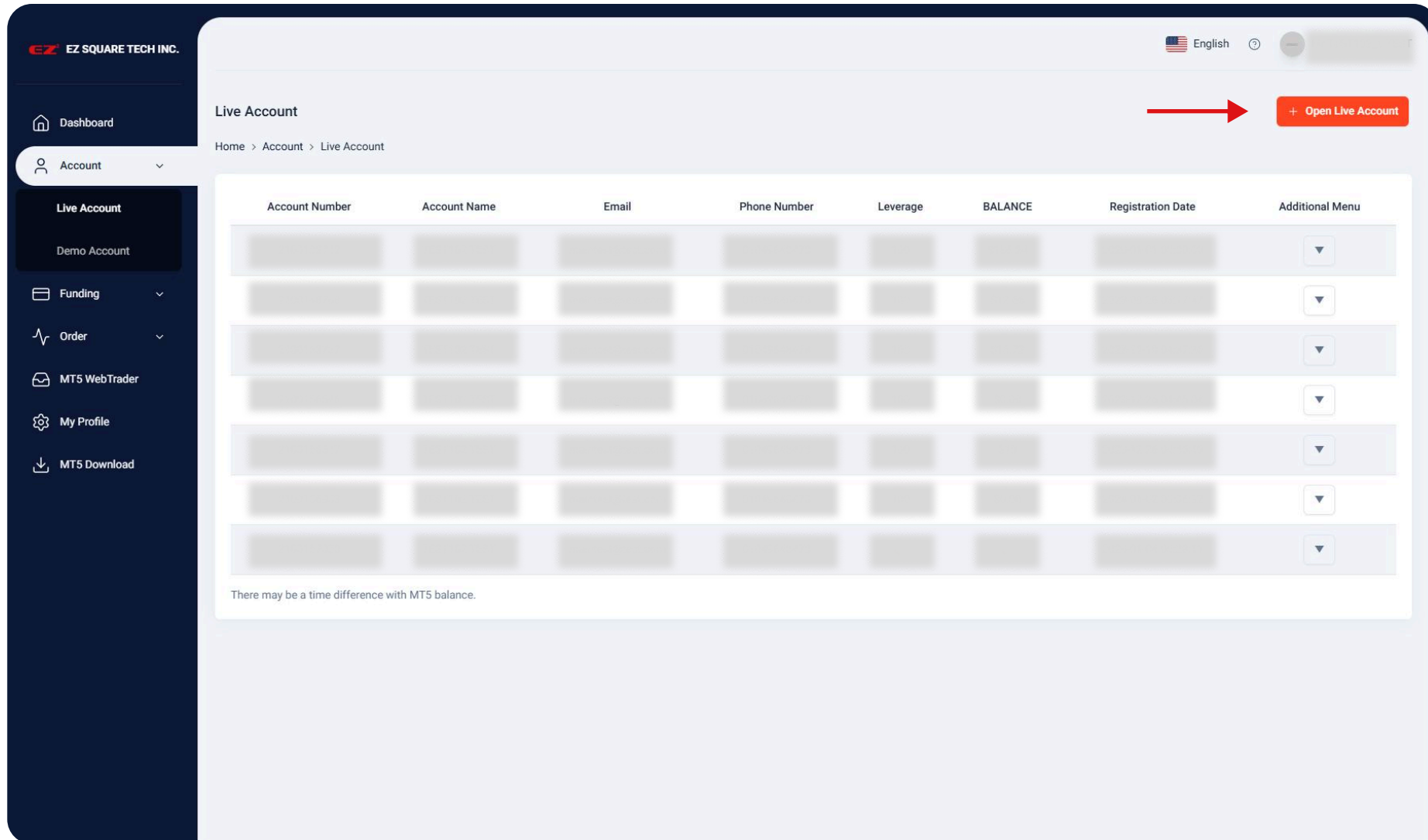
3. Open MT5 Account

- Click the [Accounts] tab in the left menu, then select [Live Account].



3. Open MT5 Account

- Click the [Open Live Account] button.



3. Open MT5 Account

- Enter the required information in the popup window, then click the [Request] button.

Personal Information
Please enter all the following information to open an account

Name *

Country *

Email *

Country Code *

Phone Number *

Postcode

City *

Address *

Leverage *

1:100

* Fields are required.

I agree to subscribe to our newsletter.

Request

Live Account
Home > Account > Live Account

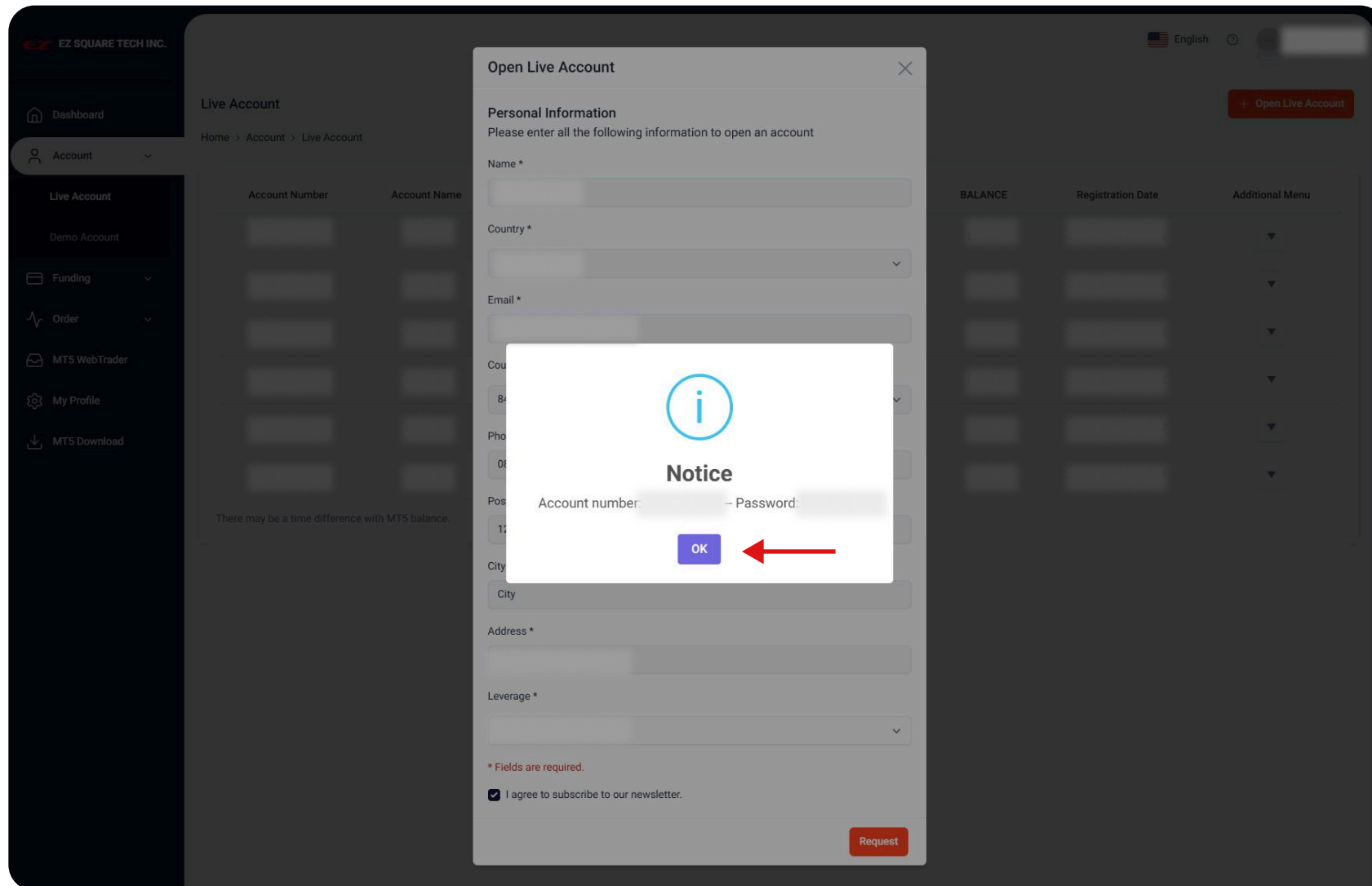
Account Number	Account Name	BALANCE	Registration Date	Additional Menu

There may be a time difference with MT5 balance.

+ Open Live Account

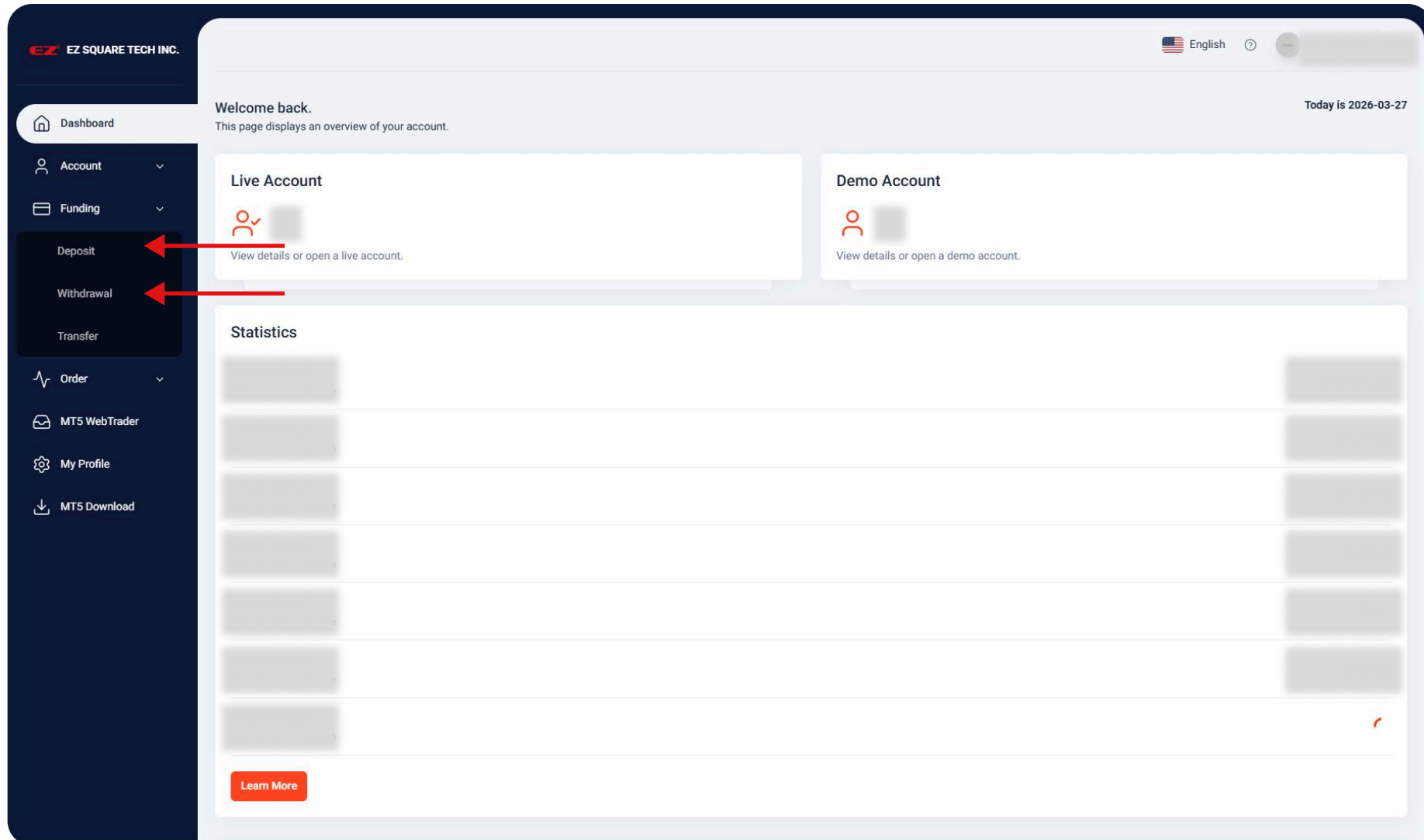
3. Open MT5 Account

- The system will provide a new account number and password. Please save them for future use.



4. Deposit/Withdrawal

- Click the [Funding] tab in the left menu, then select [Deposit] or [Withdrawal].



4. Deposit/Withdrawal

- Select the PG service to proceed. After selecting, you will be redirected to a new window, and follow the instructions on that page.
- Please refer to the manual guides for each PG on the right.

Deposit

Home > Funding > Deposit

Please use the payment gateway when depositing or withdrawing.
Our merchant code is E88PQ.

Go to payment gateway website

[Limitless Gateway](#)
[Transfer Union](#)

27 Mar, 2026 - 27 Apr, 2026 [Search](#)

Account	Order Number	Amount	Note	Time
No items available.				
Total				\$0.00

There may be a time difference with MT5 balance.

[Limitless Gateway User Guide](#)
[Transfer Union User Guide](#)

5. Download MT5

- Click the [MT5 Download] tab in the left menu, then follow the instructions to download the platform.

EZ SQUARE TECH INC. English

HOME > MT5 Download

MT5 Download

[Download MT5](#)

If the download or installation does not proceed, please download the proxy program.

Download Proxy Program

[Download Proxy](#)

How to Use Proxy Program

1. Extract the downloaded ZIP file.
2. Open the extracted goodbyedpi-0.2.2 folder.
3. Open the x86 folder.
4. Run the 'goodbyedpi.exe' file.
5. When the program runs with a black screen, you can proceed with the installation by clicking the MT5 download button above without any additional settings while it's running.
6. After installation, you can delete the downloaded goodbyedpi program without affecting system operation. This is not an installed program, so deleting the downloaded file will completely remove it.

5. Download MT5

- Click the [MT5 Download] button.

EZ SQUARE TECH INC. English

HOME > MT5 Download

MT5 Download

[Download MT5](#)

If the download or installation does not proceed, please download the proxy program.

Download Proxy Program

[Download Proxy](#)

How to Use Proxy Program

1. Extract the downloaded ZIP file.
2. Open the extracted goodbyedpi-0.2.2 folder.
3. Open the x86 folder.
4. Run the 'goodbyedpi.exe' file.
5. When the program runs with a black screen, you can proceed with the installation by clicking the MT5 download button above without any additional settings while it's running.
6. After installation, you can delete the downloaded goodbyedpi program without affecting system operation. This is not an installed program, so deleting the downloaded file will completely remove it.

5. Download MT5

- Double-click the downloaded file to start the installation. Click the [Next] button and wait until the installation is complete.
- Once the installation is complete, click the [Finish] button.



5. Download MT5

- Select EZ Square Tech LLC from the company list, then click the [Next] button.
- In the next window, select the third option, [Connect with an existing trade account], then enter your registered MT5 account information. After that, click the [Next] button.

Open an Account

List of companies
Select a company to open an account with

add new company like 'CompanyName' or address 'company.com' Find your company

EZ² EZ Square Tech LLC EZSquare

Next > Cancel

1

Open an Account: EZ Square Tech LLC

Open an account
Trade real or virtual money and gain experience

Open a demo account to trade virtual money without risk
A demo account allows you to learn trading on stock exchanges and test your strategies. While doing that, you do not risk anything as you use pure virtual money.

Open a real account for live trading
A real account requires additional proof of identity. You will need to provide copies of identification documents.

Connect with an existing trade account

Login:

Password:

Server: EZSquare-Server

< Back Next > Cancel

2

3